

MODERN

MARVIN SIGNATURE® COLLECTION



THE MARVIN PORTFOLIO

The Marvin portfolio consists of five product lines organized into three distinct collections defined by the degree of design detail and customization opportunities.

Marvin windows and doors offer exceptional performance, energy efficiency, low maintenance, and quality you can see, feel, and touch to help bring your vision to life.



ULTIMATE

Most extensive selection of features, options, and product types



MODERN

Design flexibility in a purely modern aesthetic, exclusively at Marvin Modern dealers



COASTLINE

Custom solutions for high-velocity hurricane zones in the coastal Southeast, at select Marvin dealers



ELEVATE

Wide range of options and product types



ESSENTIAL

Curated options and product types

MARVIN SIGNATURE® COLLECTION

MARVIN ELEVATE® COLLECTION

MARVIN ESSENTIAL™ COLLECTION

INTERIORS	WOOD 6 species options + custom 2 painted or primed options 6 stains + clear coat	EXTRUDED ALUMINUM 5 color options	EXTRUDED ALUMINUM 6 solid colors, 4 woodgrain finishes	WOOD Bare pine, painted Designer Black, painted White, or clear coat	FIBERGLASS 4 color options
EXTERIORS	EXTRUDED ALUMINUM 19 colors + custom or WOOD 3 species + custom	FIBERGLASS 5 color options	EXTRUDED ALUMINUM 6 solid colors, 4 woodgrain finishes	FIBERGLASS 6 color options	FIBERGLASS 6 color options
SIZING	Standard + custom sizing for replacement, remodeling, or new construction	Fully customizable sizing for remodeling or new construction	Custom sizing for replacement, remodeling, or new construction	Standard + custom sizing for replacement, remodeling, or new construction	Standard + custom sizing for replacement, remodeling, or new construction
HARDWARE	Extensive selection including Marvin Gallery Hardware	Minimalist hardware for modern design aesthetic	Available in multiple styles, sizes, and finishes to complement the window + door aesthetics	Available in 6 finish options with 2 door handle styles	Available in 6 finish options with 1 door handle style
COASTAL + WATERFRONT	Hurricane Impact Zones 3 and 4, + PG 50 Products	Corrosion-resistant. High-density fiber glass frame and stainless steel fasteners are tolerant to salt and water.	All products rated for High Velocity Hurricane Zone (IZ4)	Hurricane Impact Zone 3, + PG 50 Products	

THE SPIRIT OF MODERN DESIGN LIVES ON

STUNNING IN BOTH ITS DESIGN AND ENGINEERING.

Create a purely modern aesthetic at an even larger scale with our Modern product line. Made with an innovative high-density fiberglass material and designed as a modular system, achieving consistently narrow sightlines for breathtaking views has never been easier.



TABLE OF CONTENTS

2	THE MARVIN PORTFOLIO
8	WINDOWS
10	MODERN AWNING WINDOW
12	MODERN CASEMENT WINDOW
14	MODERN DIRECT GLAZE WINDOW
16	MODERN CORNER WINDOW
18	SKYCOVE®
20	DOORS
22	MODERN MULTI-SLIDE DOOR
24	MODERN SWINGING DOOR
26	MARVIN CONNECTED HOME
32	MODERN AUTOMATED AWNING WINDOW
34	MODERN AUTOMATED CASEMENT WINDOW
36	MARVIN AWAKEN® SKYLIGHT
38	MODERN AUTOMATED MULTI-SLIDE DOOR
40	MODERN DESIGN OPTIONS
42	DIVIDED LITES
44	SILL OPTIONS
46	CURATED COLORS
48	HARDWARE FINISHES
50	SCREENS
52	MARVIN AT 7 TIDE



MAXIMUM VIEWS AND MINIMALIST DETAILS

MODERN WINDOWS



MODERN AWNING WINDOW



MODERN AWNING WINDOW

- Modular in its design, it can be used on its own or mullied to direct glaze and casement windows (standard and automated) and the swinging door
- Choose among five color options inspired by the elements, with the option to split interior and exterior color finishes
- With both a push-out and a crank-out version, as well as an automated version (see page 32), it opens wide for unobstructed views and closes easily
- Thermally efficient to perform in demanding climates. Available in dual- and triple-pane options
- Integrated and removable screens do not intrude upon or restrict sight lines and daylight opening
- High-density fiberglass material and proprietary frame design help keep interior temperatures comfortable, while maintaining sight lines



INTERIOR VIEW – PUSH-OUT AWNING
SHOWN IN EBONY WITH MATTE BLACK HARDWARE



INTERIOR VIEW – CRANK-OUT AWNING
SHOWN IN EBONY WITH MATTE BLACK HARDWARE




MODERN CASEMENT WINDOW



MODERN CASEMENT WINDOW

- Modular in its design, it can be used on its own or mullled to direct glaze and awning windows (standard and automated) and the swinging door
- Select a push-out configuration or a crank-out with right-hand or left-hand operation. An automated version is also available (see page 34)
- Thermally efficient to perform in demanding climates. Available in dual- and triple-pane options
- Integrated and removable screens do not intrude upon or restrict sight lines and daylight opening
- Choose among five color options inspired by the elements, with the option to split interior and exterior color finishes
- Wash mode hinges allow for easy cleaning from the interior
- Available with Window Opening Control Device, providing peace of mind when safety is a concern



INTERIOR VIEW – PUSH-OUT CASEMENTS SHOWN IN EBONY WITH MATTE BLACK HARDWARE



PUSH-OUT HARDWARE SHOWN IN MATTE BLACK



CRANK-OUT HARDWARE SHOWN IN MATTE BLACK

MODERN DIRECT GLAZE WINDOW



MODERN DIRECT GLAZE WINDOW

- Meets the exacting principles and standards of true modern architecture
- Part of a unified system intentionally designed to work together, letting you configure with ease and confidence
- Allows for maximum views with large expanses of glass
- High-density fiberglass material and proprietary frame design help keep interior temperatures comfortable while maintaining sightlines
- Thermally efficient to perform in demanding climates. Available in dual- and triple-pane options
- Choose among five color options inspired by the elements, with the option to split interior and exterior color finishes
- Frame recess accepts a drywall return for seamless integration




EXTERIOR VIEW – DIRECT GLAZE SHOWN IN EBONY

MODERN CORNER WINDOW

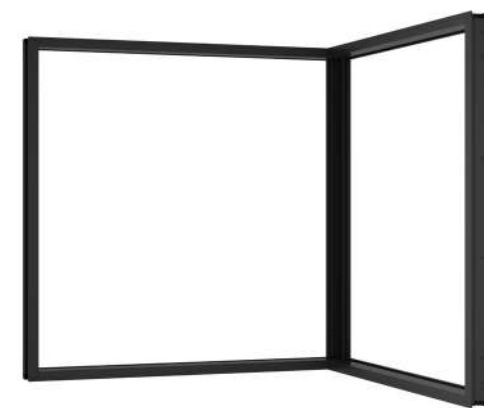


MODERN CORNER WINDOW

- Direct glaze units joined together at 90° to maximize views and light within interior spaces
- Meets the exacting principles and standards of true modern architecture
- Part of a unified system intentionally designed to work together, letting you configure with ease and confidence
- Allows for maximum views with large expanses of glass
- High-density fiberglass material and proprietary frame design help keep interior temperatures comfortable while maintaining sightlines
- Proprietary high-density fiberglass exterior for maximum strength
- Thermally efficient to perform in demanding climates. Available in dual- and triple-pane options
- Choose among five color options inspired by the elements, with the option to split interior and exterior color finishes
- Frame recess accepts a drywall return for seamless integration



EXTERIOR VIEW - MODERN CORNER WINDOW SHOWN IN EBONY



INTERIOR VIEW - MODERN CORNER WINDOW SHOWN IN EBONY

SKYCOVE®



SKYCOVE®

- Opens up a room to panoramic views and ushers in restorative light from four directions, adding up to 20 square feet of usable space
- Creates an intimate nook to escape and relax, yet its seat is large enough for several people to gather
- Insulated seat cavity provides improved thermal performance for comfort in all temperatures
- 4° slope on top glass and flush glazing shed debris and prevent pooling
- Narrow sightlines allow for expansive, unobstructed views
- Choose among four exterior finishes and two interior finishes, with the option to mix and match



EXTERIOR VIEW – SKYCOVE SHOWN IN EBONY



INTERIOR VIEW – SKYCOVE SHOWN IN EBONY

PERFORMANCE ON A GRANDER SCALE

MODERN DOORS





MODERN MULTI-SLIDE DOOR



MODERN MULTI-SLIDE DOOR

- Allows for expansive views and connection to the outdoors with numerous configurations for easy operation
- Made with a durable high-density fiberglass exterior and a low-maintenance extruded aluminum interior
- Available in over 40 configurations. Stacked and pocket uni-directional, bi-parting, and center-stacked
- Consistent panel thickness with narrow stiles and rails, regardless of configuration or size
- Strong thermal efficiency - even in the most demanding climates. Available in dual- and triple-pane options.
- Minimalist hardware designed for a sleek and modern form
- Choose among five color options inspired by the elements, with the option to split interior and exterior color finishes
- An automated version is also available (see page 36)



EXTERIOR VIEW – MULTI-SLIDE DOOR
SHOWN IN EBONY WITH SATIN NICKEL HARDWARE



INTERIOR VIEW – MULTI-SLIDE DOOR
SHOWN IN EBONY WITH MATTE BLACK HARDWARE



MODERN SWINGING DOOR



MODERN SWINGING DOOR

- Pairs pure modern aesthetic with category-leading performance for design flexibility
- Inswing and outswing options are available for when limited space or exposure to the elements are considerations
- Available in X, O, XO, OX, and XX configurations, with unequal panel widths
- Features minimalist handle, escutcheon and two squared hinges per panel to provide a cleaner look and less disruption
- Modern windows and swinging doors can be mulled directly to swinging door jambs, allowing for a wide range of configurations
- Strong thermal efficiency - even in the most demanding climates. Available in dual- and triple-pane options.



EXTERIOR VIEW – OUTSWING DOOR SHOWN IN GUNMETAL WITH MATTE BLACK HARDWARE



EXTERIOR VIEW – INSWING DOOR SHOWN IN GUNMETAL WITH MATTE BLACK HARDWARE



HARDWARE SHOWN IN MATTE BLACK

MODERN AUTOMATED
AWNING WINDOW

NOW A SOLUTION TO OPERATE CLERESTORY WINDOWS



MODERN
AUTOMATED
CASEMENT
WINDOW

MODERN
CASEMENT
WINDOW
STANDARD



MODERN
AWNING
WINDOW
STANDARD

MODERN AUTOMATED
MULTI-SLIDE DOOR

MARVIN CONNECTED HOME

SMART SOLUTIONS



MARVIN AWAKEN® SKYLIGHT NOT PICTURED.
LEARN MORE ABOUT THESE PRODUCTS HERE.

BEAUTIFUL VIEWS ARE JUST THE BEGINNING. DISCOVER CONVENIENT AND CUSTOMIZED SOLUTIONS WITH AUTOMATED WINDOW AND DOOR TECHNOLOGY THAT DELIVERS:

WELCOME TO

MARVIN CONNECTED HOME

Where stunning design and smart technology seamlessly merge to give you more convenience and control over air, light, and views. These innovative, smart window and door solutions are engineered to deliver integrated technology that luxuriously harmonizes with the world around them for truly effortless living.

Now available in select markets.



EFFORTLESS CONTROL

Easily control windows, skylights, and doors for accessing and enhancing airflow and natural light. Customize schedules and scenes for waking up, winding down, and everything in between. Choose preferred control options, including home automation systems, voice assistants, Marvin Home App, on-unit controls or wall switches.



SEAMLESS INTEGRATION

Connect with Amazon® Alexa® to enable voice assistant. Plus, Marvin Connected Home integrates with select home automation systems like Crestron® Home and Control4®, for a seamless smart home experience.



RESPONSIVE TECHNOLOGY

Program smart windows and skylights to automatically respond to outdoor conditions, such as temperature and humidity.



PEACE OF MIND

On-unit sensors keep rain and moisture out of your home. Rest easy knowing windows and skylights will automatically close when moisture is detected.

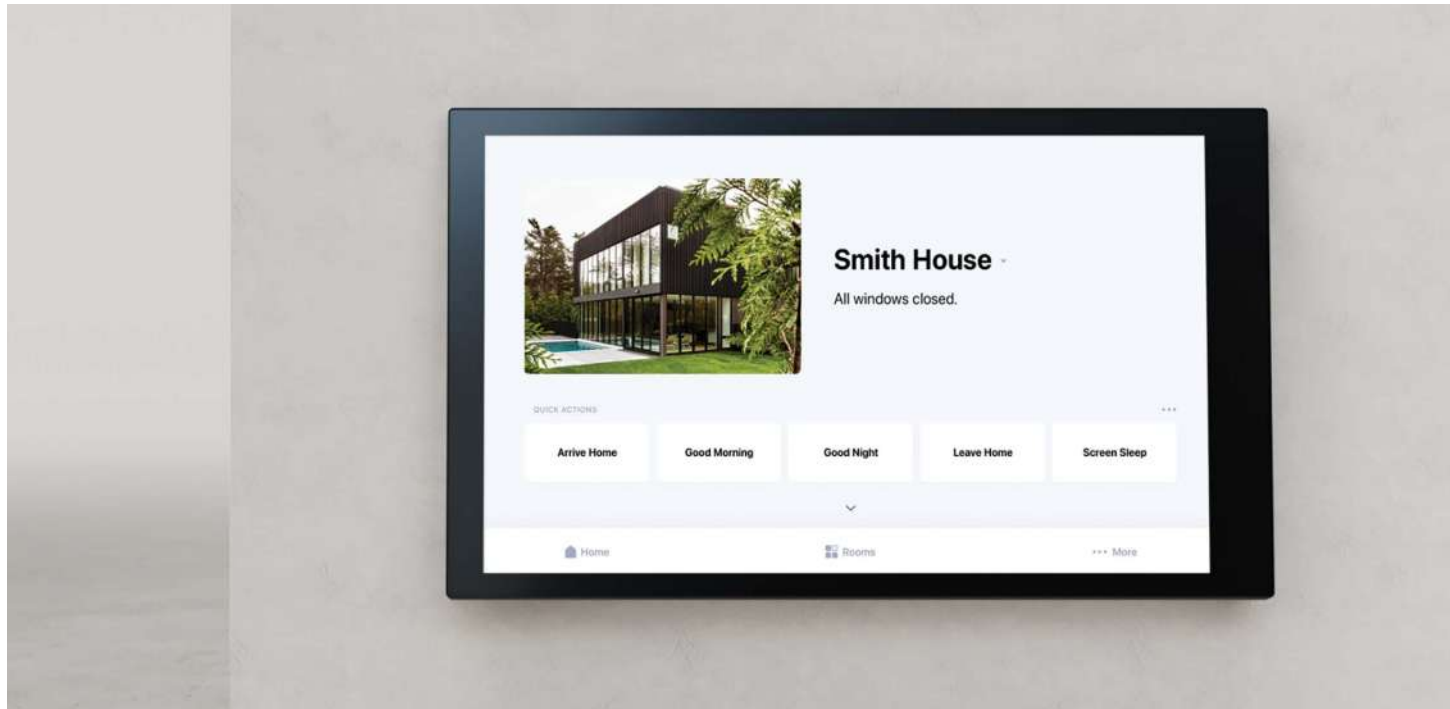


MODERN DESIGN AND AESTHETICS

Simplicity, product ingenuity, and clean aesthetics create a seamless design experience, with stunning results.

FIVE FLEXIBLE
MODES OF CONTROL

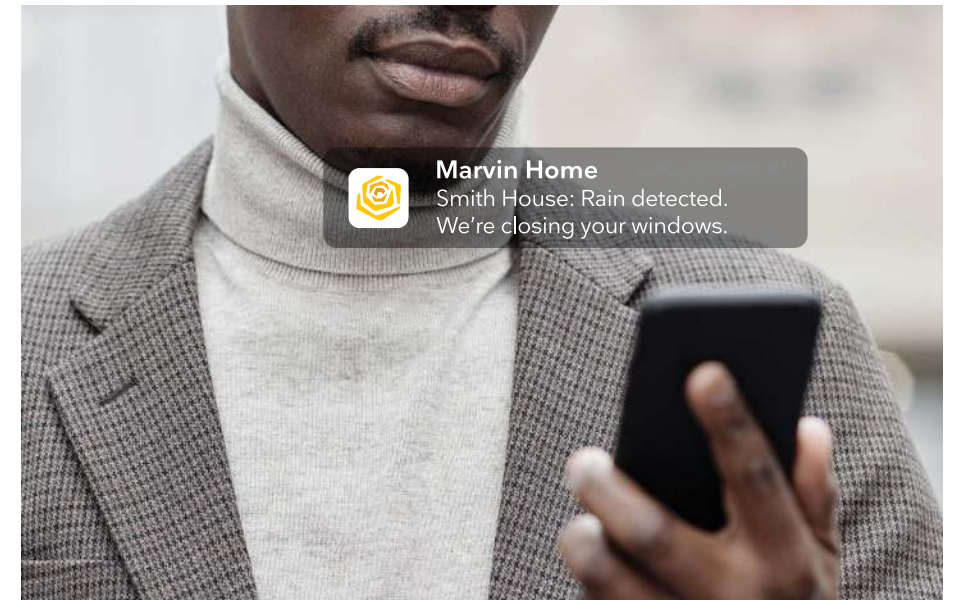
Make the most of your smart windows and doors. Choose your preferred methods of connectivity and control from these five options. **It's that effortless.**




1. HOME AUTOMATION SYSTEMS (CRESTRON® HOME AND CONTROL4®)



2. VOICE ASSISTANTS (AMAZON® ALEXA®)



3. MARVIN HOME APP (AVAILABLE ON GOOGLE PLAY® AND THE APPLE APP STORE®)



4. THIRD-PARTY SWITCH (LEFT), MARVIN AWAKEN® SKYLIGHT REMOTE (TOP RIGHT) , THIRD-PARTY CONTROL (BOTTOM RIGHT)



5. ON-UNIT CONTROLS (AWNING AND CASEMENT)

MODERN AUTOMATED AWNING WINDOW



MODERN AUTOMATED AWNING WINDOW

- Open and close windows, check status, and operate clerestory windows
- Create scenes, set schedules, and deliver fresh air into the home. (Some features may require a third-party solution, like a voice assistant or home automation system.)
- Choose among five modes of control, including home automation systems, voice assistants, Marvin Home App, on-unit controls, and wall switches
- Integrated sensors automatically close window when moisture is detected or power is lost
- Concealed hardware creates expansive direct glaze window-like silhouettes
- Seamless integration with standard Modern windows with same exterior and interior colors and profiles
- Integrated motors deliver ultra-quiet sound performance
- Proprietary high-density fiberglass provides superior strength and thermal performance
- Safety features like pinch detection ensure the window won't close when obstructed



EXTERIOR VIEW – MODERN AUTOMATED AWNING
SHOWN IN EBONY WITH MATTE BLACK HARDWARE



ON-UNIT CONTROL –
ALSO AVAILABLE IN STONE WHITE
APPROXIMATE SIZE



MODERN AUTOMATED CASEMENT WINDOW



MODERN AUTOMATED CASEMENT WINDOW

- Open and close windows, check status, and operate clerestory windows
- Create scenes, set schedules, and deliver fresh air into the home. (Some features may require a third-party solution, like a voice assistant or home automation system.)
- Choose among five modes of control, including home automation systems, voice assistants, Marvin Home App, on-unit controls, and wall switches
- Integrated sensors automatically close window when moisture is detected or power is lost
- Concealed hardware creates expansive direct glaze window-like silhouettes
- Seamless integration with standard Modern windows with same exterior and interior colors and profiles
- Integrated motors deliver ultra-quiet sound performance
- Proprietary high-density fiberglass provides superior strength and thermal performance
- Manually operable on units large enough to meet egress
- Safety features like pinch detection ensure the window won't close when obstructed



EXTERIOR VIEW – MODERN AUTOMATED CASEMENT SHOWN IN EBONY WITH MATTE BLACK HARDWARE



ON-UNIT CONTROL – ALSO AVAILABLE IN STONE WHITE APPROXIMATE SIZE

MARVIN AWAKEN® SKYLIGHT



MARVIN AWAKEN® SKYLIGHT

- Customize skylight with optional perimeter screen, dimmable and tunable LED lighting, and room-darkening or light-filtering shade
- Largest operating skylight on the market
- Opens on all four sides for faster and more efficient air circulation
- Integrated sensors automatically close window when moisture is detected or power is lost
- Hidden perimeter screen design keeps out insects and debris without obscuring the view
- Flexible control options include home automation systems, voice assistants, Marvin Home App, and wall remote



EXTERIOR VIEW – MARVIN AWAKEN® SKYLIGHT SHOWN IN EBONY



WALL REMOTE
SEE PAGE 28 FOR ALL MODES OF CONTROL.



MODERN AUTOMATED MULTI-SLIDE DOOR

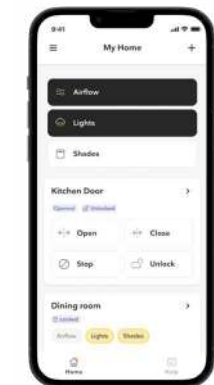


MODERN AUTOMATED MULTI-SLIDE DOOR

- With an expansive size, its one-of-a-kind frame delivers strength, durability, and energy efficiency
- Uni-directional configurations: 1 to 6 panels, available in stacked or pocket; Bi-parting configurations: 2 to 10 panels, available in stacked or pocket
- Choose among four modes of control, including home automation systems, voice assistants, Marvin Home App, and wall switches (9-in-1 touch screen and exterior wall switch included at no additional cost)
- Choosing the automated multi-slide door allows even the most expansive doors to be operated with the push of a button
- Have peace-of-mind knowing the status of the door's mechanical and magnetic locks. Use the Marvin Home App to remotely lock or unlock the magnetic lock. (The magnetic lock is inside the door and securely locks the door in place.)
- In case of a power outage, battery backup provides confidence the door will still open and close
- Option to program your door to open and close using the interior and exterior motion sensor and the wave motion sensor
- Choose among five color options inspired by the elements, with the option to split interior and exterior color finishes



EXTERIOR VIEW – MODERN AUTOMATED MULTI-SLIDE DOOR SHOWN IN EBONY WITH MATTE BLACK HARDWARE



MARVIN HOME APP
SEE PAGE 28 FOR ALL MODES OF CONTROL.

MODERN DESIGN OPTIONS

LIMITLESS POSSIBILITIES



DIVIDED LITES

Achieve a unique aesthetic with divided lites on any Modern window or door (not available with Skycove® or Awaken® Skylight). Select from a variety of customizable patterns, available on both dual-pane and triple-pane products.

PICTURED RIGHT: EXTERIOR DETAIL OF SIMULATED DIVIDED LITES IN EBONY

PICTURED BELOW: MODERN INSWING DOOR



SIMULATED DIVIDED LITES (SDL)

Aluminum interior + exterior

$\frac{7}{8}$ inch or $1\frac{1}{8}$ inches width

SIMULATED FRAME

Aluminum interior, high-density fiberglass exterior

$2\frac{7}{8}$ inches width



SILL OPTIONS

We've innovated every aspect of the Modern product line, right down to the smallest details. We offer flush sill options for both temperate and inclement conditions, as well as a performance sill for areas where recessing isn't an option.

Modern door sills are engineered with our proprietary high-density fiberglass for superior strength and thermal performance. All door sills are available in ebony or bronze with aluminum liners and covers, with the exception of the saddle sill. (See below.)

PICTURED RIGHT: DETAIL OF THE FLUSH SILL

MULTI-SLIDE DOOR SILL OPTIONS



FLUSH SILL

Recommended for protected areas

Not certified for performance

ADA capable when installed properly



PERFORMANCE SILL

Recommended for areas where performance is needed and the sill is not recessed

Rated and certified for performance

Not ADA capable



HIGH-PERFORMANCE SILL

Rated and certified for superior performance

ADA capable when installed properly

SWINGING DOOR SILL OPTIONS



SADDLE SILL

Not certified for performance

ADA compliant

Only available in thermally broken aluminum and in dark bronze



LOW-PROFILE SILL

Rated and certified for performance

ADA capable when installed properly



PERFORMANCE SILL

Rated and certified for performance

Not ADA capable



CURATED COLORS

Our intentionally selected color palette evokes the elemental nature of modern design. Choose split interior and exterior color finishes or matching finishes designed to coordinate.

INTERIOR COLORS • LOW-GLOSS ALUMINUM

EXTERIOR COLORS • HIGH-DENSITY FIBERGLASS



GUNMETAL

BRONZE

EBONY

CLEAR ANODIZED

STONE WHITE



GUNMETAL

BRONZE

EBONY

SILVER

STONE WHITE



HARDWARE FINISHES

From low-profile handles to nested locks, our hardware is designed to complement clean, modern lines while delivering reliable performance. Select from a variety of finishes to fit your vision. Door hardware is available with split finishes interior and exterior.

PICTURED ABOVE: CASEMENT AND AWNING CRANK-OUT HARDWARE, AUTOMATED CASEMENT AND AWNING ON-UNIT CONTROLS, AND MULTI-SLIDE DOOR INTERIOR AND EXTERIOR MULTI-POINT LOCK SYSTEM HANDLES

SCREENS

Available for crank-out, push-out, and automated casement and awnings. Retractable screens are available for swinging doors and multi-slide doors.

PICTURED RIGHT: MODERN AWNING WINDOW

PICTURED BELOW: MODERN CASEMENT CRANK-OUT WINDOW



WINDOWS

Screen frame does not disrupt sightlines and daylight openings

High transparency mesh

Innovative latch color matched to the interior

DOORS

Retractable screens available with swinging doors and multi-slide doors

High transparency mesh



VISUALIZE YOUR PLAN

EXPERIENCE MARVIN AT 7 TIDE

No matter where you are in the country or in the build process, Marvin at 7 Tide, located in Boston, can help turn your vision into reality with either an in-person or virtual visit. This one-of-a-kind experience pairs you with an expert to guide you through your window and door selections and design options with a visualization tool.

To learn more and book an appointment, visit marvin.com/marvin-at-7-tide





Since 1912, Marvin has been a family-owned and -led company, with a legacy of innovation and commitment to the highest quality. We understand the unique opportunity windows and doors have to improve our spaces and how we feel in them. That's why we never stop pushing what's possible and inventing new solutions to channel fresh air, enhance light quality, and connect with the world around us.

[MARVIN.COM/MODERN](https://www.marvin.com/modern)

©2024 Marvin Lumber and Cedar Co., LLC. All rights reserved.
®Registered trademark of Marvin Lumber and Cedar Co., LLC.

Amazon and Alexa are registered trademarks of Amazon Technologies, Inc. Crestron Home is a registered trademark of Crestron Electronics, Inc. Control4 is a registered trademark of Snap One, LLC. App Store is a registered trademark of Apple Inc. Google Play is a registered trademark of Google LLC.

Information regarding status of patent applications, as well as product features and specifications, is subject to change without notice.

Part #19983465. June 2024. [MUT]

Colors shown in printed materials are simulations and may not precisely duplicate product or finish colors. Contact your local Modern dealer to view actual product and finish color samples.